




battery backup · line conditioner
surge suppressor

This is one slick machine. (surge overload capacity of 200%)

3K - 8K models




3K - 8K models

Emergency power-off


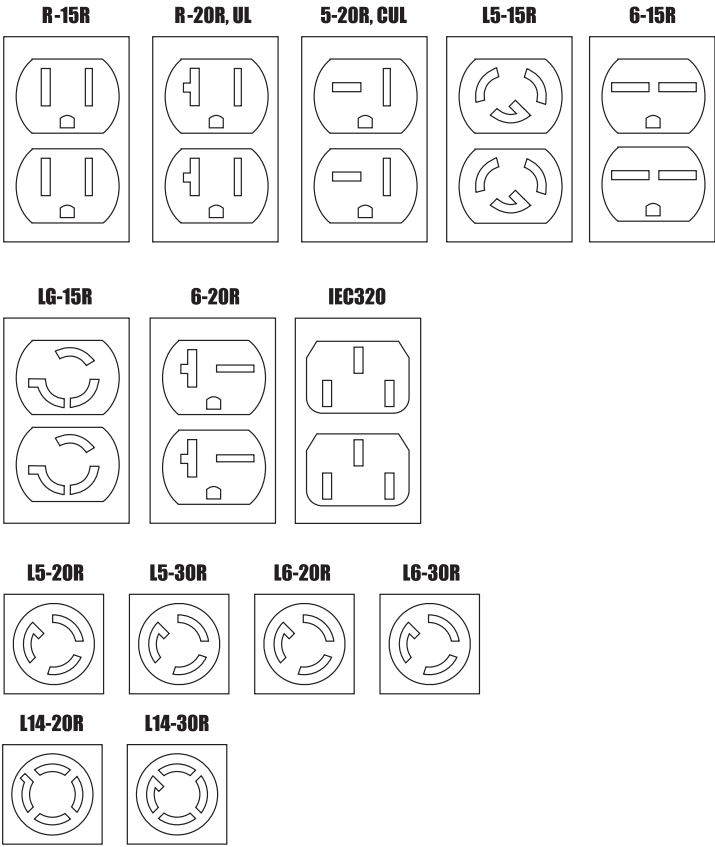
Safety certification UL 2601-1 / UL 60601-1, UL 1778, cUL

EMC compliance FCC-A, Vfg 243/1991, Vfg 46/1992, CISPR 22 compliance listing

Software The LinCS Software Suite is a comprehensive collection of power management shutdown software for use with *linear/1* uninterruptible power systems. The software provides enhanced UPS monitoring and unattended system shutdown features for Windows 9x and Windows NT/2000. The software furnishes a complete record of critical power events and UPS activity on an event log, helping you spot, diagnose and react more effectively to problems. On-line manuals include easy-to-follow installation and operating instructions in either Adobe Acrobat or ASCII formats.



Accratech, Inc.
Suite 5 Door 74 · N9246 Hwy 80 South
Necedah, WI 54646
608.565.2136
www.accratech.com



Compliance with universal safety and EMC standards

- ⏻ UL 2601-1 / UL 60601-1 medical safety certification
- ⏻ FCC part 15: Class A, Vfg 243/1991, Vfg 46/1992, CISPR 22 EMC compliance, UL 1778, CAN/CSA C22.2 No. 107.1-M91

Low current leakage for "near patient or staff" applications

- ⏻ Less than 100 microamps typical . . . industry safety standards require less than 500 microamps

Efficiency

- ⏻ 96% efficient, which may in some applications save you thousands of dollars in energy consumption and AC expenditures

Configurable

- ⏻ 3, 4, 5, and 8kVA/kW industry exclusive offering
- ⏻ 6.5 to 13 minutes standard at full load (with extended runtime options) battery run times for power loss situations . . . be they planned or not
- ⏻ 3-8k – 200-240V input, 100, 110, 115, 120, 200, 208, 220, 230 or 240V output
- ⏻ 1 to 4 plug-and-play panels with multiple receptacles in each

18 internal diagnostic routines

- ⏻ Comprehensive UPS condition alerts: low runtime, overload, circuit breaker warning/shutdown, high ambient temperature, check battery, check inverter, memory error, high battery, low battery advisory condition, check fan, batteries disconnected, tap regulator alarm, low AC out warning/shutdown, high AC out warning/shutdown, check MOVs, auto bypass, check fuse board, check power supply

Unity power factor

- ⏻ No oversizing of UPS is required for power factor corrected loads

System superiority

- ⏻ Fault tolerant
- ⏻ Realtime multi-tasking microprocessor control
- ⏻ Worldwide voltage and frequency compatibility
- ⏻ Lowest operating cost in its power range
- ⏻ 40 decibel at one meter audible noise (5 times softer than other offerings)
- ⏻ Easy installation



Model	U91-1.0K	U91-1.5K	U91-3K	U91-4K	U91-5K	U91-8K			
Capacity (kVA/kW)	1.0kVA/1.0kW	1.5kVA/1.5kW	3kVA/3kW	4kVA/4kW	5kVA/5kW	8kVA/8kW			
Dimensions (H x W x D)	(3U) 5 x 17.5 x 24		29 x 10.5 x 25.75	29 x 10.5 x 25.75	29 x 10.5 x 25.75	32 x 13 x 33			
	127 x 444 x 609		737 x 267 x 654	737 x 267 x 654	737 x 267 x 654	813 x 330 x 838			
Weight	80	84	280	280	295	490			
	37	38	127	127	134	222			
Input Connection	5-20P Hospital Grade	5-20P Hospital Grade	Hardwired input is standard (line cord options available – contact factory)			Hardwired input			
Output Connection	(3) 5-15R Hospital Grade and	(3) 5-20R Hospital Grade and	Hardwired input is standard (receptacle options available – contact factory)						
Typical Runtime (full "100%" load)	8	5	13	9	6.5	11			
	(minutes)	(80% load)	12	6.5	18	12	9	14	
	(half load)	22	12	35	24	18	25		
AC Input Voltage Range				147-264 (for nominal 200/208/220/230/240V output)					
Input Nominal Current at Full Load	100-120V = 14-12A Max.		100-120V = 19-16A Max.		200V=17A		200V=22A	200V=28A	200V=45A
					208V=17A		208V=22A	208V=27A	208V=43A
					220V=16A		220V=20A	220V=25A	220V=41A
					230V=15A		230V=20A	230V=24A	230V=39A
					240V=14A		240V=19A	240V=23A	240V=38A
Operating Frequency	50 or 60 Hz nominal								
	On line: output frequency tracks input within adjustable limits (±3Hz default)								
	On inverter: ±0.15Hz								
Nominal Output	100/110/115/120 nominal output voltage			100/110/115/120/200/208/220/230/240 nominal output voltage					
Output Voltage Regulation	±5% of nominal output voltage								
Output Voltage Waveform	Sinewave, computer-grade power with 5% THD at rated kW load								
Overload Capacity	200% surge	200% surge	200% Surge for a minimum of 2.5 seconds / 110% Surge for a minimum of 10 minutes						
Transfer Time	0 mS								
Lightning, Surge and Noise Protection	110 Joule		110 Joule		200 Joule surge suppression rating. 0.7% Let-Through-Voltage (LTV). Tested to ANSI/IEEE C62.41 Categories A3 and B3 tests. Common Mode – up to 50dB. Normal Mode – up to 90dB.				
	Separately derived power source per NEC Article 250-5d.								
Efficiency (on line)			95%	96%	96%	96%			
recharge Time (to 85% charge)	2-3 hours	2-3 hours	2-3 hours	2-3 hours	2-3 hours	3-4 hours			
Safety Certification	UL 2601-1 / UL 60601-1, UL 1778, cUL			UL 2601-1 / UL 60601-1, UL 1778, cUL					
EMC Compliance	FCC-B, CISPR 11			FCC-A, Vfg 243/1991, Vfg 46/1992, CISPR 22					
Testing Standards	EN 60601-1-2, EN 55011, EN 61000-3-2, EN 61000-3-3, C62.45			ANSI/IEEE C62.45 (1987); IEC 801-2, 801-3, 801-4, 801-5					
Communication	(1972), EN 61000-4-2, EN 61000-4-3, EN 61000-4-4, EN 61000-4-5, EN 61000-4-6, EN 61000-4-11			RS-232 port (DE9) featuring full-duplex serial communication, alarm contacts, inverter contacts, and remote shutdown					
Operation									
Operating Temperature	0 degrees to +40 degrees C								
Storage Temperature	-20 degrees to +60 degrees C (-20 degrees to +40 degrees C if battery is not removed)								
Relative Humidity	0 to 95% without condensation								
Audible Noise at 1 meter	<40dBA	<40dBA	<40dBA	<40dBA	<40dBA	<40dBA			
Heat (on line)	(BTU/hr)	270	270	539	569	711	1138		
	(kW/hr)	0.08	0.08	0.158	0.167	0.208	0.333		
Altitude	Maximum ambient operating temperature drops by 1 degree C per 305 meters (1000 feet) above sea level, maximum elevation being 3050 meters (10,000 feet).								