


EAT•N

Powerware

**Non-Rack Mount Power Distribution Units
UPS Extension Systems**



Enclosure Power Distribution Units (ePDU™)


Non-Rack Mount Power Distribution Units UPS Extension Systems



LPC120P: 120V~/30A input and output, 6' cable (10/3) terminated with a NEMA L5-30P. There are (8) NEMA 5-15R outlets with a 15A thermal reset breaker for each duplex.
7.75"W x 3"H x 10"L



LPC208-1P: 240V~/30A input and output, 6' cable (10/3) terminated with a NEMA L6-30P. There are (4) NEMA L6-30R outlets.
7.75"W x 3"H x 10"Lx 3"H x 10"L



LPC1224-1P: 120/240V~/30A input with 120V output, 6' cable (10/4) terminated with a NEMA L14-30P. There are (12) NEMA 5-15R outlets with 15A thermal reset breaker for each duplex.
7.75"W x 3"H x 10"L



LPC208-2P: 240V/30A input and output, 6' cable (10/3) terminated with a NEMA L6-30P. There are (3) NEMA L6-20R outlets, each with a 2-pole 20A breaker and kick guard and (1) L6-30R unswitched outlet.
7.75"W x 3"H x 10"L

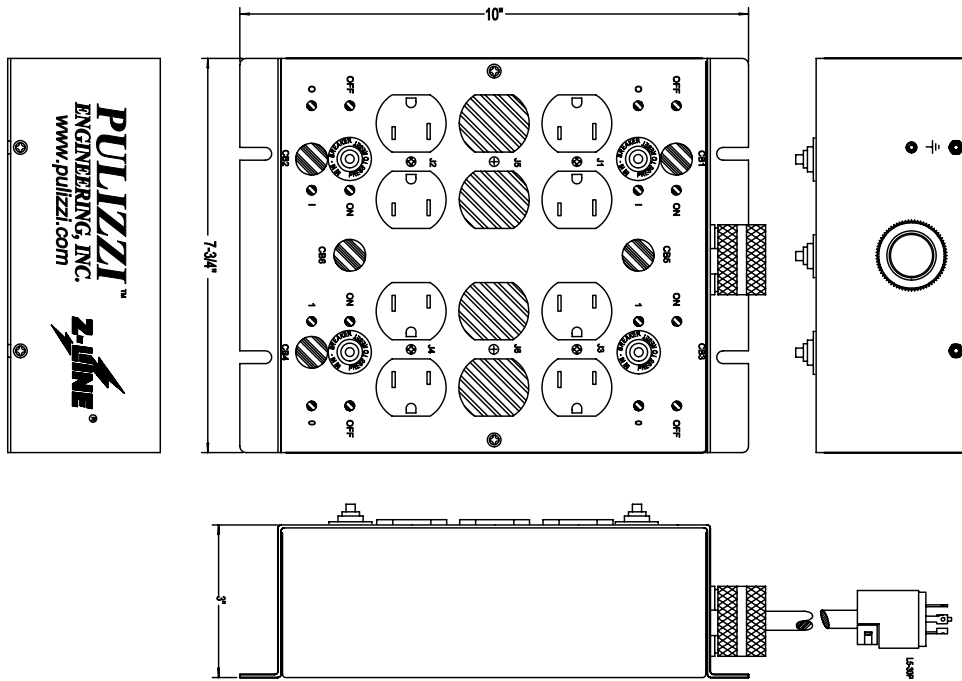


LPC2872-1: 100-240V~/20A input via C20 power inlet. On/Off switch with green power on light. (6) IEC 60320, C-13 receptacles.
2.67"H x 11"L x 1.75"W

| SPECIFICATIONS | LPC120P | LPC208-1P | LPC208-2P | LPC1224-1P | LPC2872-1 |
|--------------------------------|-----------|------------|-----------------------|------------------|--------------------------|
| Voltage Input/Output (50-60Hz) | 120V | 240V | 240V | 120/240V | 100-240V |
| Current Input | 30A | 30A | 30A | 30A Per Phase | 20A |
| Current Output | 24A | 24A | 24A | 24A Per Phase | 15A @ 120V 10A @ 240V |
| Full Load VA | 2880VA | 5760VA | 5760VA | 2880VA Per Phase | 1800VA, 2400VA |
| Circuit Breaker | (4) 15A | N/A | (3) 2P/20A | (6) 15A | N/A |
| EMI/RFI Filtering | N/A | N/A | N/A | N/A | N/A |
| Surge Suppression | N/A | N/A | N/A | N/A | N/A |
| NEMA Outlets | (8) 5-15R | (4) L6-30R | (3) L6-20R, (1) L6-30 | (12) 5-15R | (6) C13 |
| Power Cord/Length | 10/3, 6' | 10/3, 6' | 10/3, 6' | 10/4, 6' | IEC C20 Inlet |
| NEMA Input Plug | L5-30P | L6-30P | L6-30P | L14-30P | NA |

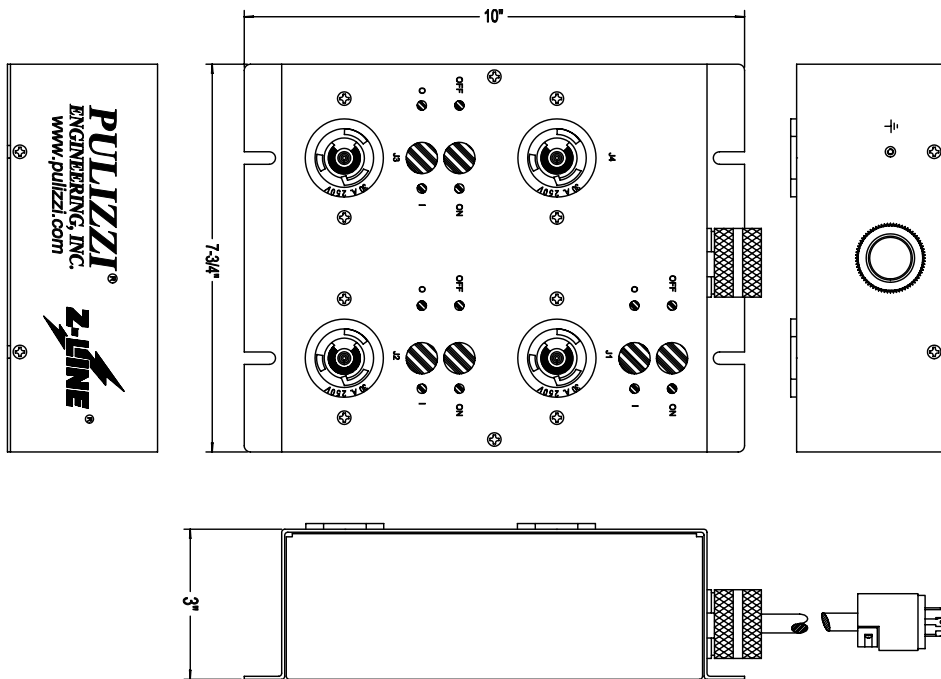
Environmental

Operating Temperature is 0 to 50 C
Storage Temperature is -40 to 70 C
Altitude Maximum 10,000 ft.
Relative Humidity is 95% Max Non-Condensing

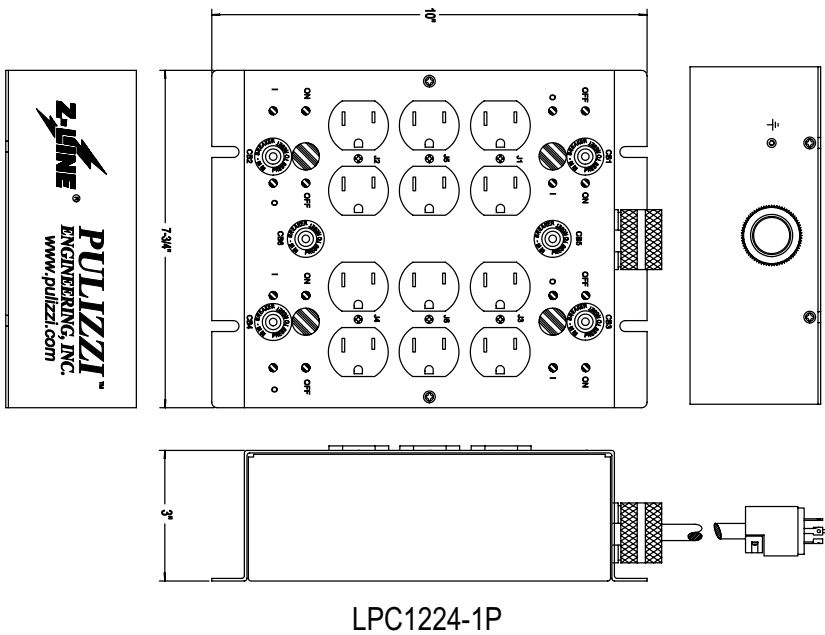


LPC120P

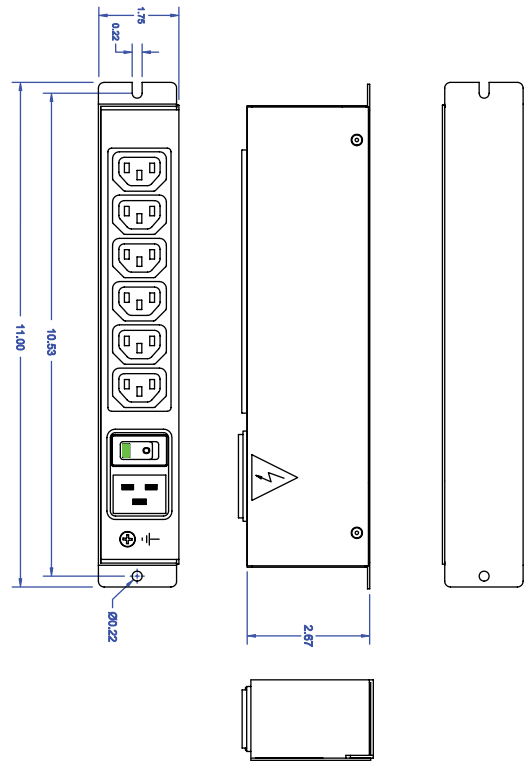
Drawings are not shown to scale
Dimensions are in inches



LPC208-1P

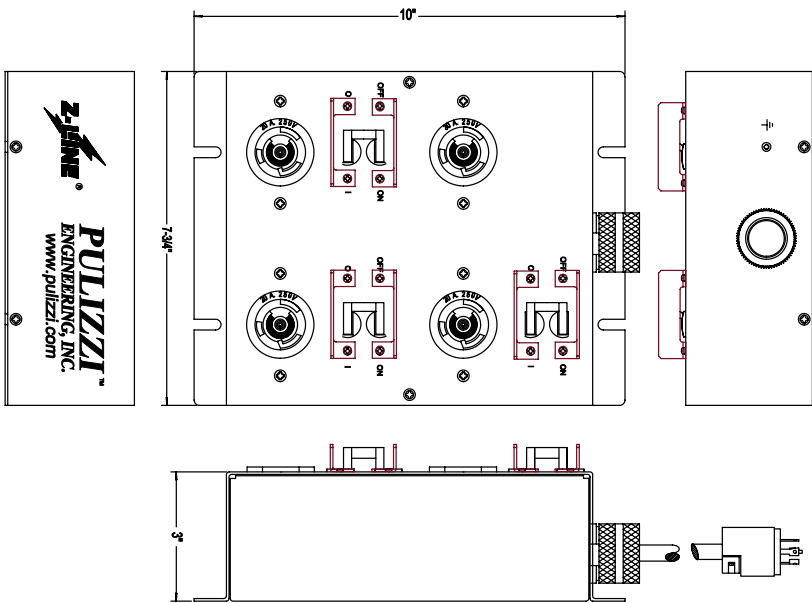


LPC1224-1P



LPC2872-1

Drawings are not shown to scale
Dimensions are in inches



LPC208-2P