


EAT•N

Powerware

Automatic Transfer Switches T2234 Series



Enclosure Power Distribution Units (ePDU™)

Auto-Switching Between Primary and Secondary Power



TPC2234 Front



TPC2234 Rear

RACK MOUNTED

- 19" x 1U (1.72") x 4.5"
- Approximate shipping weight: 5 lbs.

EMI/RFI FILTER

- Add "F" to part number (optional)
- Differential Mode - Line to Line
- Common Mode - Line to Ground

SPIKE/SURGE SUPPRESSION

- L-N, L-G, N-G (add "F" to p/n)

OVERLOAD CIRCUIT PROTECTION

- Electromagnetic breaker provides manual on/off switching and trips in an overload condition

DUAL POWER INPUT

- Two provided on rear panel with plug
- 240V~ systems do not come standard with a plug but are available as an option

NOTE: Both power sources must be in-phase. Out-of-phase sources can cause severe damage.
(See the T2235 for out of phase switching)

INDICATOR LIGHTS

- (1) Main Power indicator light
- (1) Primary Power available
- (1) Secondary Power available

OUTLETS

- Rear panel has (8) NEMA style outlets
- All outlets are switched together

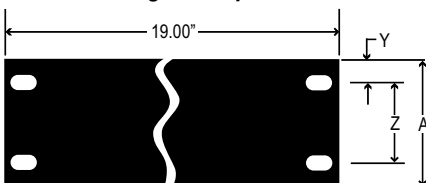
TRANSFER/RESPONSE TIME

- The TPC2234s will auto-switch to secondary power when the primary source fails. When the primary source is back on line, the system will auto-switch from the secondary source back to the primary.
- 120V~: nominal is 115V~, pull-in is 92.0V~ and dropout is 46.0V~
- 240V~: nominal is 240V~, pull-in is 192.0V~ and dropout is 96.0V~
- Response time from Primary Source to Secondary Source is 20ms depending on load
- Response time from secondary source back to primary is about 15-20ms



SPECIFICATIONS	TPC2234-A	TPC2234-A-F	TPC2234-A2	TPC2234-A2-F	TPC2234-B	TPC2234-B-F
Approvals	UL/cUL	UL/cUL	UL/cUL	UL/cUL	UL/cUL	UL/cUL
Voltage Input/Output (50/60Hz)	120V	120V	120V	120V	240V	240V
Current Input	15A	15A	20A	20A	15A	15A
Current Output	12A	12A	16A	16A	12A	12A
Full Load VA	1440VA	1440VA	1920VA	1920VA	2880VA	2880VA
Circuit Breaker	15A	15A	20A	20A	15/15A	15/15A
NEMA Outlets (8) rear	5-15	5-15	5-20	5-20	6-15	6-15
Surge Suppression (add "F" to p/n)	N/A	YES	N/A	YES	N/A	YES
EMI/RFI Filter (add "F" to p/n)	N/A	20A	N/A	20A	N/A	20A
Surge Suppression (add "F" to p/n)	150V	150V	150V	150V	270V	270V
(2) Power Cords/Length	14/3, 9'	14/3, 9'	12/3, 9'	12/3, 9'	14/3, 9'	14/3, 9'
(2) Plugs	5-15P	5-15P	5-20P	5-20P	N/A	N/A

Rack Mounting Hole Specification Table



HOLE SPECIFICATION TABLE

A	Y	Z
1.75	.25	1.25

Accessories

Optional Cable Restraint and Management



KIT-CABLRES-02



KIT-CABLRES-08



- Prevent downtime and accidental disconnection
- Secure cables/plugs to Power Distribution Unit
- Cable ties provide highest level of retention
- “Fixed Bracket” versions allow attachment to rear only

TRANSVERSE MOUNTING



Environmental

Operating Temperature is 0 to 50 C
 Storage Temperature is -40 to 70 C
 Altitude Maximum 10,000 ft.
 Relative Humidity is 95% Max Non-Condensing

EMI/RFI FILTERING COMMON MODE INSERTION LOSS

Mhz.	.2	1.0	2.0	10.0
dB.	15	25	45	50

DIFFERENTIAL INSERTION LOSS

Mhz.	.2	1.0	2.0	10.0
dB.	10	22	32	50

EMI/RFI FILTERING COMMON MODE INSERTION LOSS

Mhz.	.15	.50	1.0	5.0	10.0	30.0
dB.	6	19	28	42	45	50

DIFFERENTIAL INSERTION LOSS

Mhz.	.15	.50	1.0	5.0	10.0	30.0
dB.	2	40	60	65	57	55

010-9334:
 C19 to NEMA 5-15P
 125V, 15A Straight Blade
 8 foot, 14AWG/3wire



010-9335:
 C19 to NEMA 5-20P
 125V, 20A Straight Blade
 8 foot, 12AWG/3wire



010-9339:
 C19 to NEMA L5-20P
 125V, 20A Twist-Lock
 8 foot, 12AWG/3wire



010-9341:
 C19 to NEMA L6-20P
 250V, 20A Twist-Lock
 8 foot, 12AWG/3wire

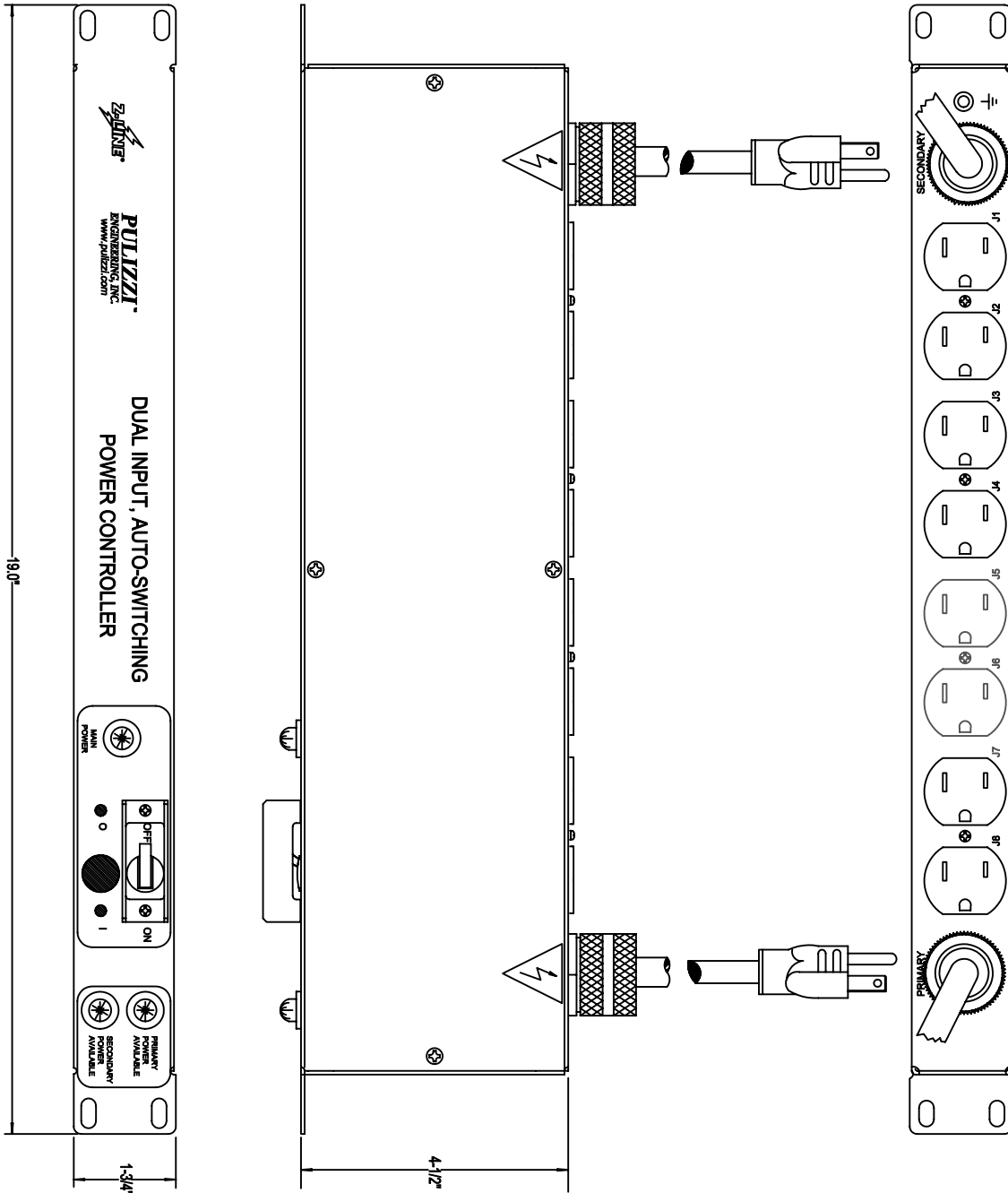


010-9343:
 CEE7-7 to C19
 250V, 16A EUROPE (Schuko)
 2.5M, 1.5mm/3wire Harmonized



010-0025: 8 foot
 C13 to C14 Harmonized, 1mm/3wire
 100-240V rated





Drawings are not shown to scale
 Dimensions are in inches