

EAT•N

Powerware

Voltage Transformers and Regulators VR120-15



Enclosure Power Distribution Units (ePDU™)



Front



Back

PHYSICAL

- 19" rack mount, 1U tall
- Height 1.72" x depth 9.5"
- Powder coated black steel

POWER INPUT

- Rear C20 power inlet, mates with C19 connector
- 8' C19 to 5-15P cable is included (010-9334)

OVERLOAD CIRCUIT PROTECTION

- Main 15 amp electromagnetic supplementary protector
- Operates as main on/off switch

SPIKE/SURGE SUPPRESSION (TVSS)

- Metal Oxide Varistors (MOVs) are utilized Line to Neutral
- Prevents most voltage spikes and surges from damaging the regulator or connected equipment

POWER OUTLETS

- (9) NEMA 5-15R receptacles, (8) on the rear, (1) on the front panel

VOLTAGE REGULATION

- Voltage input range is from 97 volts to 144 volts and the output is voltage regulated
- Voltage transformer with sensing circuitry automatically adjusts output voltage to a regulated 120 volt output +/- 5 volts

FRONT PANEL INDICATOR LIGHTS

- 1 red "Extreme Condition" light, on when voltage is out of range or in extreme heat shut down, power is shut down on the unit in this condition
- 1 green "In Regulation" light, on when voltage output is regulated
- 2 red lights identifying extreme high or low voltage
- 2 amber lights identifying 101 volts or 144 volts
- 7 green lights identifying voltage input of 105, 110, 115, 120, 126, 132 or 137 volts


SPECIFICATIONS	VR120-15
Approvals	N/A
Input AC Voltage (50/60Hz)	97-144V~
Output AC Voltage (50/60Hz)	120V +/- 5V~
Current Input/Output	12A
Full Load VA Per Phase	1440VA
NEMA Outlets	(9) 5-15R
Circuit Breaker	20A
Power Inlet (IEC 60320)	Type C20
Power Cable/Plug	8', 5-15P

Environmental

Operating Temperature is 0 to 50 C
 Storage Temperature is -40 to 70 C
 Altitude Maximum 10,000 ft.
 Relative Humidity is 95% Max Non-Condensing

Accessories

Optional Cable Restraint and Management



KIT-CABRES-01

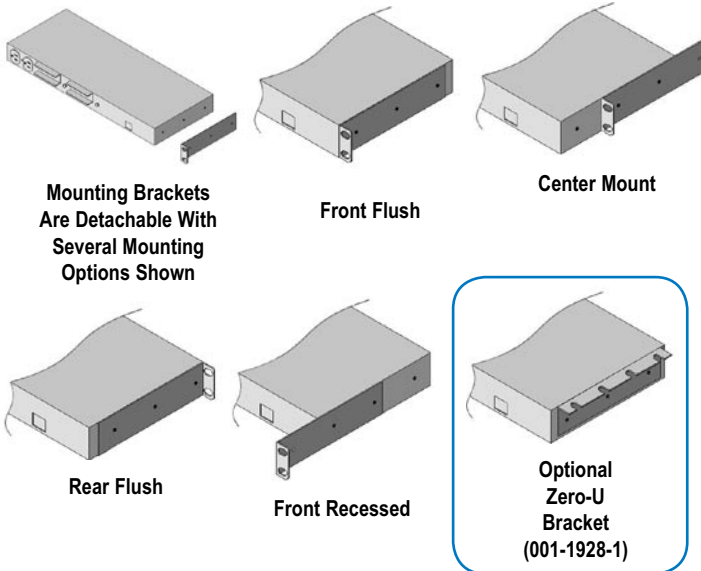


TRANSVERSE MOUNTING

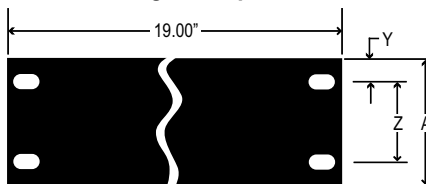


- Prevent downtime and accidental disconnection
- Secure cables/plugs to Power Distribution Unit
- Cable ties provide highest level of retention

Adjustable Mounting Options



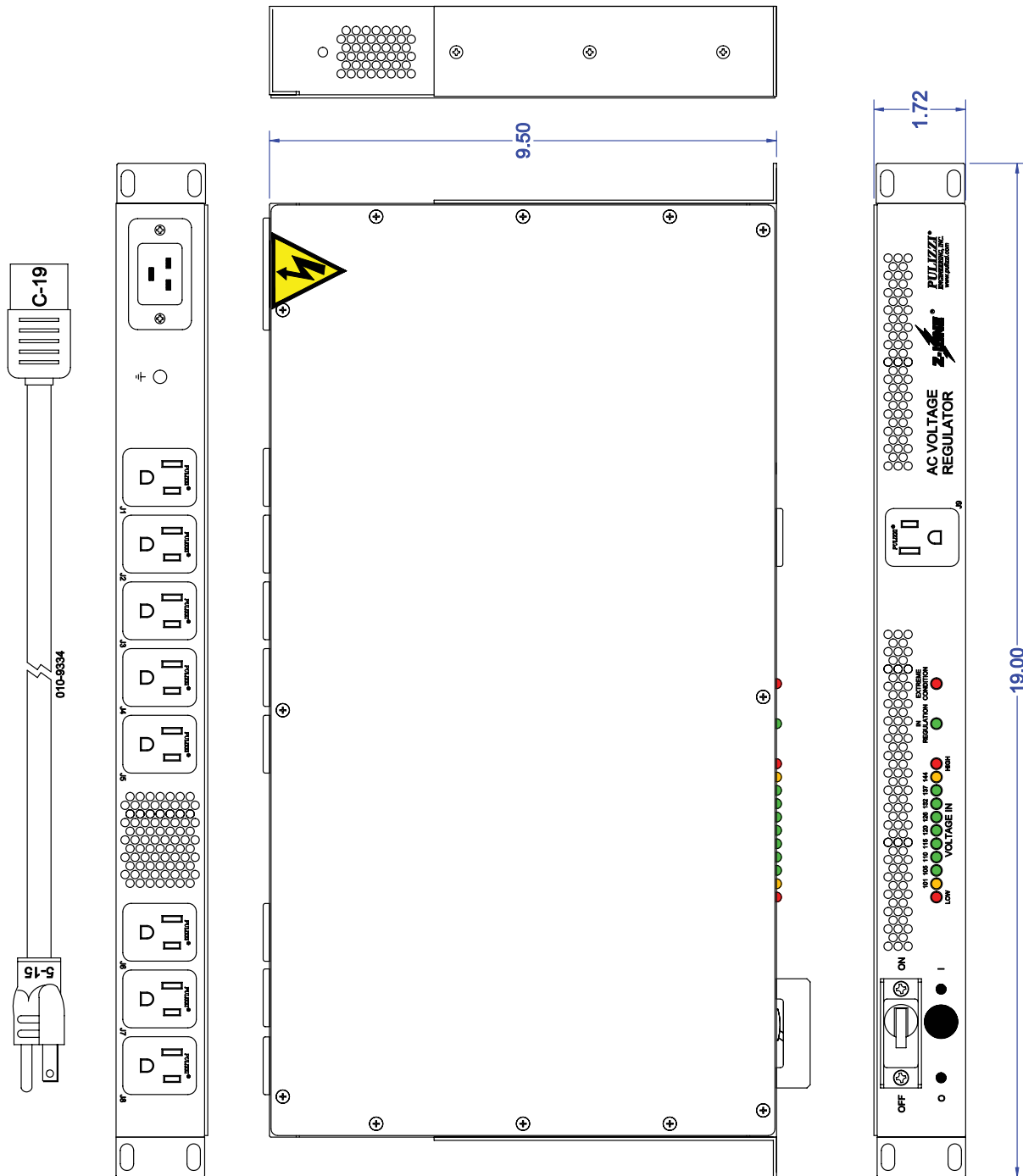
Rack Mounting Hole Specification Table



HOLE SPECIFICATION TABLE

A	Y	Z
1.75	.25	1.25

010-9334: C19 to NEMA 5-15P 125V, 15A Straight Blade 8 foot, 14AWG/3wire	
010-9335: C19 to NEMA 5-20P 125V, 20A Straight Blade 8 foot, 12AWG/3wire	
010-9339: C19 to NEMA L5-20P 125V, 20A Twist-Lock 8 foot, 12AWG/3wire	
010-9341: C19 to NEMA L6-20P 250V, 20A Twist-Lock 8 foot, 12AWG/3wire	
010-9343: CEE7-7 to C19 250V, 16A EUROPE (Schuko) 2.5M, 1.5mm/3wire Harmonized	
010-0025: 8 foot C13 to C14 Harmonized, 1mm/3wire 100-240V rated	



Drawings are not shown to scale
 Dimensions are in inches